

## USER'S GUIDE



**Vielight®**  
The Life Light®

**655 Prime** v2

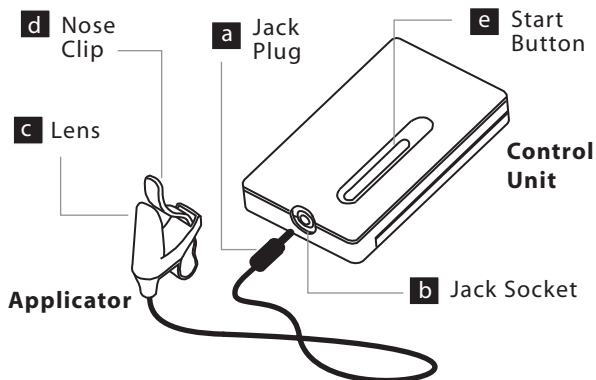
## OPERATING INSTRUCTIONS

### Treatment Sessions

Each treatment session lasts 25 minutes. One session per day is recommended. It can be used at anytime but bedtime may be the most convenient. The unit will automatically switch off at the end of each session.

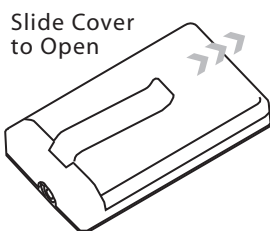
### Using Vielight 655 Prime

- Fully insert the jack plug (a) into the socket (b).
- Set the applicator lens (c) deep inside nose, with the clip (d) on the outside.
- Press the button (e) to switch the unit on. A single beep will sound. The unit will remain switched on for 25 minutes.



### Indicator Legend

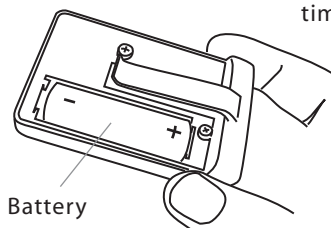
|  |  |  |
|--|--|--|
|  | <b>LOW</b> Battery low                           | Replace the battery  |
|  | <b>FAULT</b> The light source is not functioning | Check that the applicator is completely plugged in. If indicator persists, replace the applicator. |



### Replacing the Battery

Replace the battery when the Control unit beeps 5 times continuously, or when the low battery indicator blinks.

**Note:** Remove the battery if the equipment is not likely to be used for some time.



SIDE A

## Care & Cleaning

1. To clean the Applicator, gently wipe the surface with a cotton swab or a soft cloth moistened with hydrogen peroxide. You can wipe the applicator regularly with clean water.
2. Use a soft, dry cloth or cotton swab to clean the other surfaces. Do not use abrasive cleaners. Do not submerge the Applicator or Control Unit in water.
3. Store the equipment in a dry location, free from dust, away from direct sunlight. The storage temperature should be within 10°C to 40°C.
4. Clips (e) and (j) are made of tough, high-impact plastic materials. However, excessive bending can cause permanent deformation or breakage.

## Safety Precautions

- Avoid shining the light directly into eye.
- Switch the unit on only after the applicator is properly in position.

## Product Classification

- Internally powered equipment
- Type B applied part - nose applicator
- Ordinary equipment: IPX0
- Equipment is not suitable for use in the presence of a flammable anesthetic mixture with air or with oxygen or nitrous oxide
- No significant electromagnetic or other interference between Vielight 633 Prime and other equipment

## Disposal

To protect the environment, dispose of used batteries at appropriate collection sites according to national or local regulations.

Plastic parts are resistant to biodegradation and should be recycled appropriately.



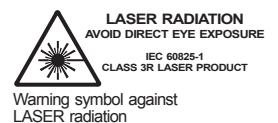
## Technical Specification

Light Source: Solid-state laser 655 nm  
 Power: Regulated  
 Auto Off Timer: 25 minutes  
 Indicators: Battery low  
 Applicator fault  
 Application timer indicator

Battery Type: 1 x 1.5V AA  
 Battery Life: Approx. 60 hours with alkaline battery



Product by Vielight Inc., Canada



Follow operating instructions  
 Symbol for advising operator that operating instruction must be followed



Type B applied part  
 Symbol for protection against electric shock for nose applicator

## Limited One-Year Warranty

Your Vielight 655 Prime is warranted to be free of defect in material and workmanship under normal use.

This warranty is limited for a period of one year from its original purchase date in which repairs or exchange of parts according to what is deemed necessary by the company will be made free of charge.

This warranty does not cover damage by the following;

- a. Misuse, abuse or alteration to the product
- b. Damage caused by accident or neglect
- c. Servicing or repairs made by unauthorized persons

WE SHALL NOT BE RESPONSIBLE FOR ANY INCIDENTAL, SPECIAL, OR CONSEQUENTIAL DAMAGES RESULTING FROM THE USE OF THIS PRODUCT.

V655PV2.120814

SIDE B